DERWENT INDUSTRIES

Clamps & Couplings Overview

Derwent Pipelines® - Derwent Foundry®
Derwent Clamps® - Derwent Couplings®

DERWENT INDUSTRIES PTY LTD

DERWENT PIPELINES® DERWENT FOUNDRY®
DERWENT CLAMPS® DERWENT COUPLINGS®

Derwent-Clamps June 2021 - E&OE

Who We Are ...

Derwent: Pipelines, Foundry, Clamps and Couplings

Derwent Industries Pty Ltd incorporates Derwent Foundry®, Derwent Pipelines® and recently added Derwent Clamps® and Derwent Couplings®.

The Foundry and Pipelines businesses are situated in Derwent Park, Hobart, Tasmania and has both ISO 9001 accreditation and full Standards Mark across its broad range of water fittings. Derwent also currently has distribution centres in both Melbourne and Sydney.

Derwent Foundry® (Est: 1840) Tasmania has undergone numerous changes and restructuring to allow supply of competitive castings throughout Australia and overseas to various industry segments.

Derwent Clamps® and Derwent Couplings® were recently added back into the Derwent range with the manufacturing facility being located in North East Victoria. The Stainless Steel Clamps (Kawandah®™ - Cocky Clamp) were originally released by the Evans Group of companies in 1981, while the stainless steel couplings were originally developed in the 1990's. We are pleased to announce the reforming of the team and we look forward to continuing the advancement of these and other products in the range.

Derwent Industries New Zealand commenced operation in 2019, with Derwent now having a large CNC capability and warehousing in New Zealand, adding to its existing footprint.

Derwent Industries is a 100% Australian owned and operated business by the Evans Group of companies, and prides itself on providing its customers with products, service and solutions to meet their expectations.

Mission Statement

To provide our customers with the highest quality product and professional service at all times whilst maintaining wherever possible Australian Made in our product offering.

Derwent Clamps & Couplings - History

Derwent Clamps® and Derwent Couplings® were recently added back into the Derwent range with a new state of the art robotics manufacturing facility being established in North East Victoria.

The Stainless Steel Clamps (Kawandah®™ - Cocky Clamp) were developed for the Australian and export markets by the Evans Group of companies in 1981, in Wangaratta Victoria. The iconic logo of the cockatoo (Current trademark) is the logo we are still proud to use today to represent the range.

The stainless steel couplings were originally developed in the 1990's by the Evans Group, which was an iconic change to how the market saw the traditional coupling. A world leading Australian innovation, that revolutionized coupling design and manufacture and one that has stood the test of time.

Derwent Industries new facility in North East Victoria, will integrate multiple elements to form complete custom-automated production cells in line with Industry 4.0 concepts, maximising automation and data exchange in the manufacturing process. This signals a major advancement over its previous technology advancements and manufacturing capability and will enable the company to not only look to replacing the imported products currently supplying the Australian Industry but to move towards the establishment of a major export capability.

E&OE

DERWENT INDUSTRIES - KAWANDAH®TM

Derwent Clamps (Kawandah) are constructed from one or more sections of 316 Stainless Steel, in single, double or multi part clamps, depending on the DN of the pipe. The full 316 Stainless Steel construction and water potable gasket means that you can feel secure when using our products.

Clamps are a fast and economical way to repair a leaking pipe and are easy to install, by following the installation instructions provided with each product.

Costs Savings and Benefits of Clamps & Couplings:

1. Clamps are a fast, simple and economical solution to pipe repairs. Providing a permanent repair solution.
2. Clamps provide minimal downtime to the pipeline as there is usually no need for complete shut down of the pipeline, avoiding potential contamination of the service as a result.
3. The only tool required to install a clamp correctly is a tension wrench. Tension details are written on each clamp.
4. The various range allows for not only repair, but also tapping, sewer OB junctions, Flanged Offtakes for live tapping of mains.
5. The Flanged Offtakes allow for under pressure tappings on existing mains, again reducing downtime by avoiding shutdown of the main due to cut in and again potential contamination.
6. Derwent Clamps and Couplings are Australian made, manufactured in our plant located in NE Victoria.
7. All Clamps are manufactured from 316 Stainless Steel as per the Australian Standard. The stud threads and nut are also protected with stud protectors.
8. Derwent can provide technical advice on not only the installation and maintenance but also special requests.
9. All products supplied by Derwent in the Clamp and Coupling range, come with installation instructions and pipe lubricant.
10. Derwent intends to provide a special service for emergency breakdowns and system failures.

CLAMP FITTING INSTRUCTION

These fitting instructions generally apply to all Derwent Clamps and Couplings, though details shown are the most common Single Part Repair Clamps.

1. Ensure pipe is clean where clamp is to be located.
2. Loosen the nuts to the end of the stud – do not remove.
3. Apply an approved RRJ lubricant to rubber gasket and pipe. (Lubricant swab included).
4. Wrap clamp around pipe ensuring damaged area is in centre of clamp and gasket is flat.
5. Locate locking plate into position with folded edge locked under flat bar, hand tighten nuts to lock mechanism into position.
6. Evenly tighten nuts to required tension as printed on the clamp.
7. Re-tension after 15 minutes minimum to counter gasket rubber relaxation.





E&OE

TIPS FOR INSTALLATION

1. Ensure the area around the damaged section on the pipe is wiped clean.

2. It is recommended that you apply a reference line/s to the pipe, so as to ensure that the clamp is centred upon installation to the damaged area.

3. When installing on a damaged pipe, assemble the clamp, following correct installation pro cedures, beside the damage, then while still loose, slide the clamp over the damage, using reference points, then tighten as per tensioning instructions.

SELECTION OF CLAMP LENGTH

When selecting the clamp length required for the pipe repair, the installer needs to ensure that they have sufficient space at either end of the area to be repaired to the edge of the clamp.

The following table provides a guide to what we recommend as the minimum sealing dimension from edge of area to be repaired to edge of clamp, represented as "B" in the following diagram, whilst the length of the area to be repaired is shown as "A". Therefore to select the correct length of clamp:

A + 2B = Minimum recommended clamp length



Pipe Nominal Diameter	Minimum "B" Length (Distance from edge of damage to edge of clamp)
40 - 80mm	50mm
100 - 200mm	75mm
200 - 300mm	100mm
400 - 650mm	150mm

Note: It is recommended that the Clamp Length selected should not be less than the Nominal Pipe Diameter when installed on pipe diameter sizes upto 400mm.

PIPE DAMAGE

Types of pipe damage that maybe encountered that a clamp can solve.
(Note: Any repairs undertaken, must be in accordance with Water Authority guidelines)


Deflection


Plain End


Full Break at Service


Full Break


Hole


Pin Holes


Pulled Branch


Pulled Service


Split

PRESSURE RATING

The range of products manufactured by Derwent, covers both pressure and non-pressure applications
Pressure (Unless otherwise specified):

1. Clamps NB 80 - 600mm
   - 1.6 Mpa, PN 16

For further information regarding pressure or temperature, please contact our technical staff for these products.

E&OE

AUSTRALIAN MADE



CORRECT CLAMP STYLE & SIZE

There are a number of factors to be considered in selecting the correct clamp size and type for the pipe that requires repair.

1. Clamp Length
2. Pipe Diameter
3. Pipe Operating Pressure
4. Number of Clamp Parts

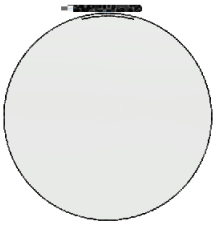

Single Part Clamps



Double 2 Part Clamps

Multi 3 Part Clamps



Multi 4 Part Clamps

316 Stainless Steel Flanged Offtake - Codes ™

FLANGES	Code (Example: NB 100)
AS4087 (PN16)	F100AS16
Table E	F100ASTE
Table F	F100ASTF
BS/DIN10	F100DIN10
BS/DIN16	F100DIN16
ANSI150	F100A150
JAPAN16	F100JIS16

Flanged Offtake Code	Descriptor		Definition
KCF-210F-410100AS16	K	=	Kawandah
	C	=	Clamp
	F	=	Flanged Offtake
	2	=	2 Part
	10	=	2 Bolt
	F	=	400 Long
	-		
	410	=	Start of Size Range
	100	=	Offtake Size
	AS16	=	Flange Spec

E&OE

TM



316 Stainless Steel Sewer OB - Codes

Sewer OB Code	Descriptor		Definition
KCS-206D-16011045	K	=	Kawandah
	C	=	Clamp
	S	=	Sewer OB
	2	=	2 Part
	0	=	
	6	=	6 Bolt
	D		
	160	=	Start of Size Range
	110	=	Offtake Branch Size
	45	=	Angle of Branch

316 Stainless Steel Tapped Clamps - Codes

Clamp Code	Descriptor		Definition
KCT-102B-12020	K	=	Kawandah
	C	=	Clamp
	T	=	Repair
	1	=	1 Part
	0		
	2	=	2 Bolt
	B	=	200 Long
	120	=	Start of Size Range
	20	=	BSP Tapping Size

E&OE

TM

316 Stainless Steel Repair Clamps - Codes

The following represents the new part numbers for the Derwent Clamp Range. These Codes provide the customer with the necessary information to identify the products clearly.

- KCR-102B-120
- KCT-102B-120020
- KCT-102B-120020NPT
- KCR-103D-120
- KCR-104D-285
- KCR-105F-175
- KCR-210F-410
- KCT-210F-410020
- KCF-210F-410100AS16
- KCF-210F-410100DIN16

Here are a few examples of how these codes work:

EXAMPLE 1. – REPAIR CLAMP

Clamp Code	Descriptor		Definition
KCR-102B-120	K	=	Kawandah
	C	=	Clamp
	R	=	Repair
	1	=	1 Part
	0		
	2	=	2 Bolt
	B	=	200 Long
	120	=	Start of Size Range

These are the codes for the Clamp length:

Code	A	B	C	D	E	F	G	H	I	J
Length	150	200	250	300	350	400	450	500	550	600

Code	K	L	M	N	O	P	Q	R	S	T
Length	650	700	750	800	850	900	950	1000	1100	1200

E&OE



Variable Coupling - Codes ™

The following represents the new part numbers for the Derwent Coupling Range. These Codes provide the customer with the necessary information to identify the products clearly. The variable couplings are manufactured to accommodate up to a 24mm Variation in pipe OD that can be inserted into the coupling.

	Type	Code	Description
Joiner / Coupling	Straight	KJC-FCS-0109	109-133 175L SS BOLT
	Stepped	KJS-FFG-0109-158	109-133 / 158-182 DI SL Gal Bolt
	Flanged	KJF-FFS-0158-AS16	158-182 DI SL / SS Bolt AS 16
	Blank	KJB-FFS-109	109-133 Blank End
	Tapped	KJT-FCS-158T050	158-182 175L x 2" BSP SS Bolt

Here are a few examples of how these codes work:

EXAMPLE 1. – Variable Coupling 109-133 OD Range

Coupling Code	Descriptor		Definition
KJC-FCS-0109	K	=	Kawandah
	J	=	Coupling
	C	=	Straight Coupling
	F	=	DI Flange, FBE Coated
	C	=	316SS barrel - length 175
	S	=	316SS Bolts/Nuts/Washers
	0109	=	Start of Size Range

These are the descriptors for the Coupling length and Bolt type:

Item	Descriptor		Definition
SLEEVE	A	=	110L 316 SS
	B	=	135L 316 SS
	C	=	175L 316 SS
	D	=	215L 316 SS
	E	=	Reserved
	F	=	FBE DI
Bolt Material	G	=	Gal Bolt / Nut / Washers
	S	=	316SS Bolt / Nut / Washers

E&OE

316 STAINLESS STEEL REPAIR CLAMPS & TAPPED CLAMPS

Derwent Industries 316 Stainless Steel Repair Clamps and Tapped Clamps are Australian manufactured. Stainless Steel Clamps are used throughout various industries as a fast, simple and economical permanent solution for pipe repair. Derwent Clamps are manufactured to AS4181. Note: Clamps may not be suitable for all pipe types and should not be used for axial restraint or for joining pipes together in new works.

Features:

- 316 Stainless Steel for superior corrosion protection
- Studs and Nuts coated with molybond to prevent galling
- Provide a simple and permanent repair whilst supporting the integrity of the main
- Nitrile Gasket providing a full circle seal
- Clamps are fully passivated, ensuring superior quality
- All studs are supplied with plastic thread protectors
- Variable OD range allows for pipe variance
- Manufactured in Australia

Applications:

The Derwent Industries 316 Stainless Steel Repair Clamps are ideal as a fast, simple and economical permanent solution for pipe repair for most pipe types.

Repair clamps are an ideal product for use on holes, splits, pulled service connections or branch lines or even full breaks. Installation must be in line with the relevant water authority installation allowances. The flexibility given via the OD range of the clamps provides the user with a simple repair solution.

Tapped Clamps are ideal for use with tappings under pressure or repairing existing services, providing pipe support via the full circumferential seal a tapping clamp provides.

Please refer to installation instruction for all installations.

Technical Data:

Size Range:	DN40 – DN 1200 (Larger sizea are available as specials)
BSP Offtake:	DN20 - 100 (Depending on size)
Temperature Range:	-10°C to 60°C
Max. Operating Pressure:	1600 kPa (Only to OD 690mm)
Quality Assurance:	ISO9001:2015
Certificate Number:	QEC2004
AS/NZS 4181:	SMK26386 (Refer Schedule)
WSAA Appraisal No.	PA1833 (Refer Schedule)

E&OE

Variable Coupling

Derwent Industries Variable Couplings are Australian manufactured. The couplings have been designed to alleviate the issues encountered when connecting pipes of different outside diameters and/or pipe materials. The DERGIB provides the installer with a precise simple way of connecting pipes that have OD variances of up to 24mm.

Features:

- 316 Stainless Steel Sleeve for superior corrosion protection
- 316 SS Bolts and Nuts coated with molybond to prevent galling
- Flanges are Ductile Iron, Fusion Coated
- Nitrile Gasket
- Sleeves are fully passivated, ensuring superior quality
- Ease of installation via tension wrench
- All bolts are supplied with plastic thread protectors
- Barrel is convex (not straight) allowing for angular deflection to be achieved.

Applications:

The Derwent Industries Variable Couplings are the perfect solution for joining two sections of pipe together. The coupling allows for an OD variance between pipes requiring joining, allowing for a simple repair to damaged sections of pipe or for new joins. Regulations at water authorities may differ as to allowable usage.
Variable Couplings are not suited to all type of pipe, such as Polyethylene unless a form of restraint is included in the coupling.

Please refer to installation instruction for all installations.

Technical Data:

Size Range:	DN100 – DN300 (Other sizes available)
Temperature Range:	-10°C to 60°C
Max. Operating Pressure:	1600 kPa (DN40 - DN600)
Deflection:	DN100 - DN150 - 6° each end on range of coupling. DN200 - DN300 - 3° each end on range of coupling.
Quality Assurance:	ISO9001:2015
Certificate Number:	QEC2004

E&OE

Sewer OB Junctions DN 100 - DN 450

Derwent Industries 316 Stainless Steel Sewer OB's are Australian manufactured. Sewer OB's are a permanent sewer branch connection and can also be used for repairs on Non-Pressure Sewer pipelines. Manufactured in accordance with AS4181 and the new WSAA specifications.

Features:

- 316 Stainless Steel for superior corrosion protection
- Studs and Nuts coated with molybond to prevent galling
- Sewer OB's provide a simple and permanent Connection whilst supporting the integrity of the main
- Nitrile Gasket providing a full circle seal
- Sewer OB's are fully passivated, ensuring superior quality
- Junctions available in 45° and 90° (45° as standard, 90° as specials)
- uPVC coupling attached to offtake to allow for ease of connection to PVC property drain
- All studs are supplied with plastic thread protectors
- Junction does not extend past the end of the clamp

Applications:

The Derwent Industries Sewer OB's are ideal for new service connections on existing or new sewer mains. The Sewer OB's can also be used for repair and reconnecting a damaged branch. Sizes are available for new and older styles of sewer mains.

Please refer to installation instruction for all installations.

Technical Data:

Size Range:	DN100 – DN 450
Offtake Sizes:	DN 100 / 150 / 225
	(Offtake size is dependent on host pipe)
Temperature Range:	-10°C to 60°C
Max. Operating Pressure:	100 kPa
Quality Assurance:	ISO9001:2015
Certificate Number:	QEC2004

E&OE

316 Stainless Steel Flanged Offtakes - Coming Late 2021

Derwent Industries 316 Stainless Steel Flanged Offtakes are Australian manufactured. The range of Flanged Offtakes are available in various sizes with the number of segments dependant on pipe OD and offtake required. Flanged offtakes are an ideal solution to add new service connections without the need for service interruption.

Features:

- 316 Stainless Steel for superior corrosion protection
- Studs and Nuts coated with molybond to prevent galling
- Flanges 316 SS:
  - Table C/D to AS 4087 standard
  - Others available on Request
- Nitrile Gasket: Other gasket materials are available on request
- Flanged Offtakes are fully passivated, ensuring superior quality
- All studs are supplied with plastic thread protectors



Applications:

The Derwent Industries Flanged Offtakes are ideal for new service connections on existing or new mains. The ability to tap an existing main under pressure through the utilisation of a Stainless Steel Flanged Offtake, eliminates the need to shut the main, interupting service to utility customers as well as reducing the risk of contamination via a cut in.

Please refer to installation instruction for all installations.

Technical Data:
(Range to be progressively released 2021/22)

Size Range:	DN100 – DN 900
Offtake Sizes:	DN100 / 150 / 225 / 250 / 300
	(Offtake size is dependent on host pipe)
Temperature Range:	-10°C to 60°C
Max. Operating Pressure:	1600 kPa (DN100-450)
Quality Assurance:	ISO9001:2015
Certificate Number:	QEC2004

E&OE

DERWENT INDUSTRIES PTY LTD

DERWENT PIPELINES® DERWENT FOUNDRY®
DERWENT CLAMPS® DERWENT COUPLINGS®

MOST COMMONLY USED DERW

(Other clamp sizes and lengths are available, c

SELECTION OF CLAMP LENGTH

When selecting the clamp length required for the pipe repair, the installer needs to ensure that they have sufficient space at either end of the area to be repaired to the edge of the clamp.

The following table provides a guide to what we recommend as the minimum sealing dimension from edge of area to be repaired to edge of clamp, represented as "B" in the following diagram, whilst the length of the area to be repaired is shown as "A". Therefore to select the correct length of clamp:

A + 2B = Minimum recommended clamp length



Pipe Nominal Diameter	Minimum "B" Length (Distance from edge of damage to edge of clamp)
40 - 80mm	50mm
100 - 200mm	75mm
200 - 300mm	100mm
400 - 650mm	150mm

Note:
It is recommended that the Clamp Length selected should not be less than the Nominal Pipe Diameter when installed on pipe diameter sizes upto 400mm. Derwent recommends that the OD of the pipe is checked prior to ordering clamps. This product does not restrain Axial Pipe Movement.

The tables may contain rounding or conversion variations, the table is only a guide and no guarantee is provided as to the accuracy of the data provided. Please directly refer to the standard to confirm any information provided.

Please refer to our StandardsMark and your local Water Authority for details as to which Derwent products are approved for use in your area. Please confirm clamp length, as code shown is only an indication and different length maybe required.

PRESSURE PIPE

Nom. Pipe Size	ISO K9, K12	DICL K9, K12	STEEL		PVC		GRP Hobas	CU
			MSCL	GWI	Metric White	CIOD Blue		
40	56mm KCR-102A-055		48mm KCR-102A-047	48mm KCR-102A-047	48mm KCR-102A-047			
50	66mm KCR-102A-063		60mm KCR-102A-059	60mm KCR-102A-059	60mm KCR-102A-059			51mm KCR-102A-047
65	77/82mm KCR-102A-075		76mm KCR-102A-075	76mm KCR-102A-075	75mm KCR-102A-075			64mm KCR-102A-063
80	98mm KCR-102B-095	96mm KCR-102B-095	89mm KCR-102B-085	89mm KCR-102B-085	89mm KCR-102B-085	96mm KCR-102B-095	96mm KCR-102B-095	76mm KCR-102B-075
100	118mm KCR-102B-110	122mm KCR-102B-120	114mm KCR-102B-110	114mm KCR-102B-110	114mm KCR-102B-110	122mm KCR-102B-120	122mm KCR-102B-120	102mm KCR-102B-100
125	144mm KCR-102B-140		140mm KCR-102B-140	140mm KCR-102B-140	140mm KCR-102B-140			127mm KCR-102B-120
150	170mm KCR-102B-168	177mm KCR-102B-175	168mm KCR-102B-160	168mm KCR-102B-160	160mm KCR-102B-160	177mm KCR-102B-175	177mm KCR-102B-175	152mm KCR-102B-150
175					200mm KCR-102B-200			
200	222mm KCR-102B-220	232mm KCR-102B-230	218mm KCR-102B-215		225mm KCR-102B-220	232mm KCR-102B-230	232mm KCR-102B-230	203mm KCR-102B-200
225		259mm KCR-103D-255			250mm KCR-103D-250	259mm KCR-103D-255	259mm KCR-103D-255	229mm KCR-103D-225
250	274mm KCR-104D-270	286mm KCR-104D-285	273mm KCR-104D-270		280mm KCR-104D-275	286mm KCR-104D-285	286mm KCR-104D-285	
300	326mm KCR-104D-320	345mm KCR-105F-340	324mm KCR-104D-320		315mm KCR-104D-310	345mm KCR-105F-340	345mm KCR-105F-340	
350	378mm KCR-210F-370		356mm KCR-210F-350		355mm KCR-210F-350		399mm KCR-210F-390	
375		426mm KCR-210F-410			400mm KCR-210F-400	426mm KCR-210F-410	426mm KCR-210F-410	
400	429mm KCR-210F-420		406mm KCR-210F-400		450mm KCR-210F-450		453mm KCR-210F-450	
450	480mm KCR-210F-480	507mm KCR-210F-490	457mm KCR-210F-450		500mm KCR-210F-490	507mm KCR-210F-490	507mm KCR-210F-490	
500	532mm KCR-315F-530	560mm KCR-315F-560	508mm KCR-210F-490		560mm KCR-315F-560		560mm KCR-315F-560	
525						560mm KCR-315F-560	587mm KCR-315F-570	
600	635mm KCR-315F-630	667mm KCR-315F-650	610mm KCR-315F-610		630mm KCR-315F-630	667mm KCR-315F-650	667mm KCR-315F-650	

WEB: www.derwentindustries.com.au

ENQUIRIES: sales@derwentindustries.com.au

Melbourne 03 9793 9054 Sydney: 02 9136 0466
Hobart:: 03 6273 0729 Wodonga: 02 6014 0100



Clamp Code	Descriptor
KCR-102B-120 (Example Only)	K
	C
	R
	1
	0
	2
	B
	120

Note: The tables may contain rounding or conversion variations, the table is only a guide and no guarantee is provided

WENT 316 STAINLESS STEEL CLAMPS

or can be manufactured - clamp codes listed are a guide only.)

AUSTRALIAN MADE

NON-PRESSURE PIPE

CICL		AC		RC	PE to	CI	PVC		VC	FRC	AC	
Class B	Class C	Class AB	Class CD	Class 2/3/4	Actual OD	Soil	SWV	SEWER		Class X	Class 35	Class 50
					50mm KCR-102A-047							
		69mm KCR-102A-069			63mm KCR-102A-063		59mm KCR-102A-055					
		79mm KCR-102A-079			75mm KCR-102A-075		69mm KCR-102A-069					
96mm KCR-102B-095	96mm KCR-102B-095	96mm KCR-102B-095	96mm KCR-102B-095		90mm KCR-102B-088	85mm KCR-102B-085	83mm KCR-102A-079					
122mm KCR-102B-120	122mm KCR-102B-120	122mm KCR-102B-120	122mm KCR-102B-120		110mm KCR-103D-110	114mm KCR-102B-110	110mm KCR-102B-110	110mm KCR-102B-110	138mm KCR-102B-130	124mm KCR-102B-120	120mm KCR-102B-120	122mm KCR-102B-120
	149mm KCR-102B-145				125mm KCR-103D-120	140mm KCR-102B-140						
177mm KCR-102B-175	177mm KCR-102B-175	177mm KCR-102B-175	177mm KCR-102B-175	197mm KCR-102B-190	140/160mm KCR-103D-140/160	165mm KCR-102B-160	160mm KCR-102B-160	160mm KCR-102B-160	194mm KCR-102B-190	179mm KCR-103D-175	177mm KCR-102B-175	183mm KCR-102B-175
	203mm KCR-102B-200				180mm KCR-103D-175							
232mm KCR-102B-230	232mm KCR-102B-230	232mm KCR-102B-230	232mm KCR-102B-230		200mm KCR-103D-200						230mm KCR-102B-230	236mm KCR-104D-230
259mm KCR-103D-255	259mm KCR-103D-255	259mm KCR-103D-255	259mm KCR-103D-255	279mm KCR-104D-275	225mm KCR-103D-225	244mm KCR-103D-240	250mm KCR-103D-250	250mm KCR-103D-250	280mm KCR-104D-275	261mm KCR-104D-255	257mm KCR-103D-255	262mm KCR-104D-260
286mm KCR-104D-285	286mm KCR-104D-285	286mm KCR-104D-285	286mm KCR-104D-285		250mm KCR-105F-250						283mm KCR-104D-275	289mm KCR-104D-285
334mm KCR-104D-330	345mm KCR-105F-340	334mm KCR-104D-330	345mm KCR-105F-340	362mm KCR-210F-360	280/315mm KCR-105F-275/310	323mm KCR-104D-320	315mm KCR-104D-310	316mm KCR-104D-310	370mm KCR-210F-370	345mm KCR-105F-340	336mm KCR-104D-330	344mm KCR-105F-340
					355mm KCR-214J-350							
413mm KCR-210F-410	426mm KCR-210F-410	413mm KCR-210F-410	426mm KCR-210F-410	445mm KCR-210F-440					450mm KCR-210F-450	426mm KCR-210F-410	419mm KCR-210F-410	425mm KCR-210F-410
					400mm KCR-214J-390				485mm KCR-210F-480			
492mm KCR-210F-490	507mm KCR-210F-490	492mm KCR-210F-490	507mm KCR-210F-490	533mm KCR-210F-530	450mm KCR-214J-450				535mm KCR-315F-530	510mm KCR-210F-490	497mm KCR-210F-490	505mm KCR-210F-490
545mm KCR-315F-530	560mm KCR-315F-560				500mm KCR-214J-500							
		572mm KCR-315F-570	587mm KCR-315F-570	616mm KCR-315F-610	560mm KCR-321J-560				635mm KCR-315F-630	594mm KCR-315F-590	576mm KCR-315F-570	585mm KCR-315F-570
650mm KCR-315F-650	667mm KCR-315F-650	650mm KCR-315F-650	667mm KCR-315F-650	699mm KCR-315F-690	630mm KCR-330N-630				710mm KCR-315F-710	679mm KCR-315F-650	657mm KCR-315F-650	664mm KCR-315F-650

	Definition
=	Kawandah
=	Clamp
=	Repair
=	1 Part
=	2 Bolt
=	200 Long
=	Start of Size Range

Letter Codes for clamp length

Code	A	B	C	D	E	F	G	H	I	J
Length	150	200	250	300	350	400	450	500	550	600

Code	K	L	M	N	O	P	Q	R	S	T
Length	650	700	750	800	850	900	950	1000	1100	1200

Tapped Clamps – Code example – See changes in Red:
DN100 DICL – Repair Clamp – KCR-102B-120
DN100 DICL – Tapped BSP20 – KCT-102B-12020

Clamp Ranges: (Guide Only – Refer Code for parts)

Single Part (KCR-1):	DN40 – 65	5mm
Single Part (KCR-1):	DN80 - 300	10mm
Double Part (KCR-2):	DN300 – 450	20mm
Triple Part: (KCR-3):	DN500 – 600	30mm

Quality System
Quality Endorsed Company
ISO 9001 Lic. 2004 SAI Global

as to the accuracy of the data provided. Please directly refer to the standard to confirm any information provided.

E & O.E

DERWENT INDUSTRIES PTY LTD

DERWENT PIPELINES® DERWENT FOUNDRY®
DERWENT CLAMPS® DERWENT COUPLINGS®

Derwent Industries Pty Ltd
ACN 096 997 152 ABN 48 096 997 152
Derwent Pipelines - Derwent Foundry
Derwent Clamps - Derwent Couplings

Melbourne:
17 Metcalf Drive
Dandenong South, Vic 3175
Ph: 61 - 3 - 9792 1509

Sydney:
2 Ross Place
Wetherill Park, NSW 2164
Ph: 61 - 2 - 9136 0466

Tasmania:
102 - 104 Sunderland St
Derwent Park, Tas, 7009
Ph: 61 - 3 - 6273 0729

Wodonga:
Ph: 61 - 2 - 6014 0100

Email: sales@derwentindustries.com.au

Web: www.derwentindustries.com.au

New Zealand
Derwent Industries NZ Ltd
36 Rangi Road
Takanini, Auckland 2105
IRD: 128 533 796
Email: sales@derwentindustries.co.nz

Quality System

Derwent-Clamps June 2021 E&OE